


Can a building have a heart: a durational slowly evolving AI artwork?

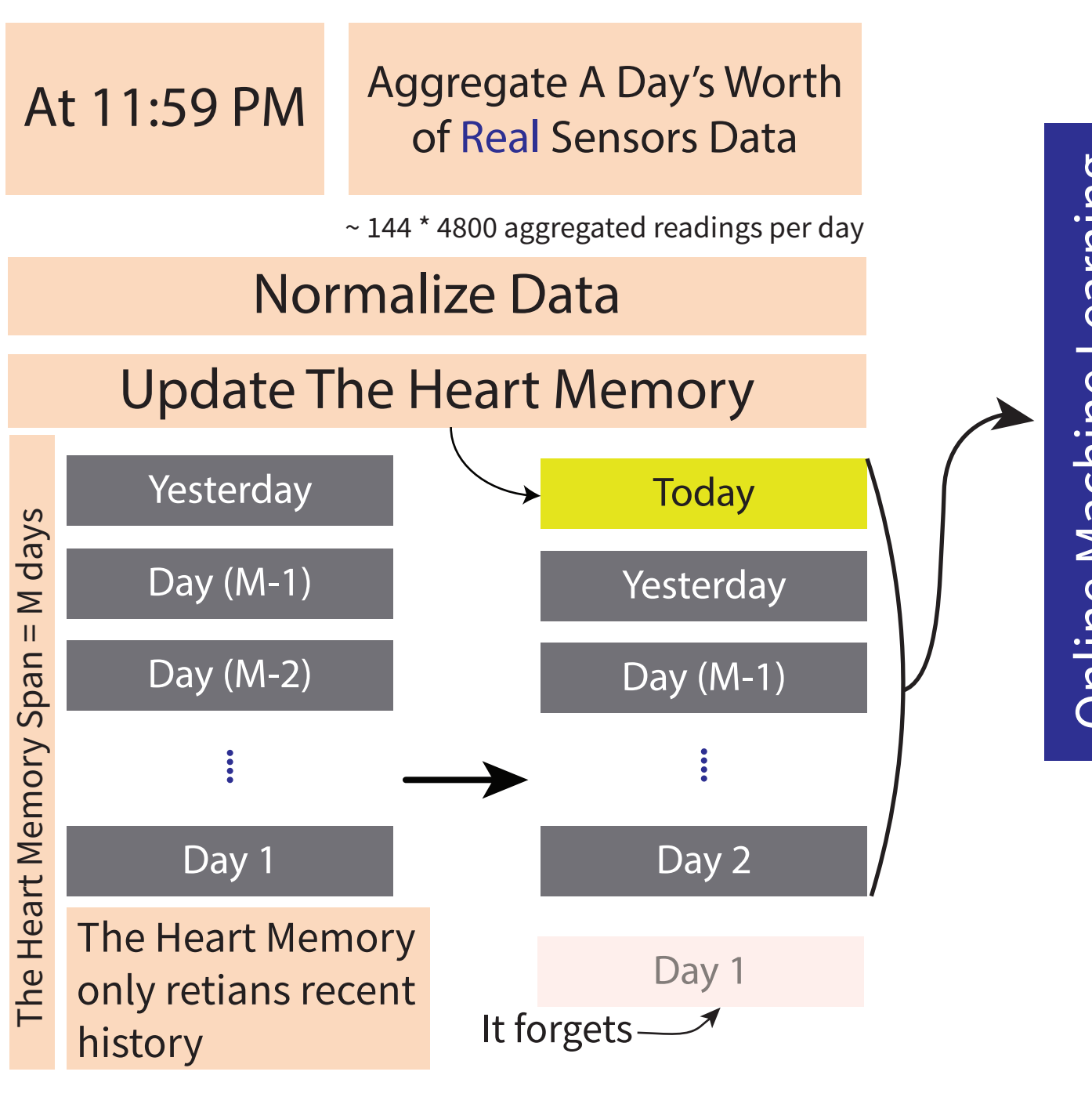
Zaher Joukhadar, Robert Walton, Aleksandra Michalewicz, Eduard Hovy
The University of Melbourne



The Heart is a site-responsive, slow Artificial Intelligence artwork to be lived with over decades. It reveals the pulse of a superorganism: the community visiting, living, and working in Melbourne Connect, a city-block size building, home of businesses, university departments, a kindergarten, accommodation, and a science museum. The Heart beats indefinitely for and with the life of the building and its community.

The Heart is connected to 4800 'Building Information Modelling' (BIM) sensors. These monitor CO2, humidity, room occupancy, temperature, movement, light, and more. The building adjusts the environment to create the optimum conditions for human comfort and safety. Normally, the automated work of building sensors and systems is dispersed and imperceptible. The Heart stages the building's 'sensations' in a way people can perceive and begin to empathise with. It does this by taking form in the foyer of Melbourne Connect as a 10-metre-tall volume of brass droppers, reconstituted brick fragments, and LEDs in the shape of a giant human heart.

The Heart "Goes to Sleep"

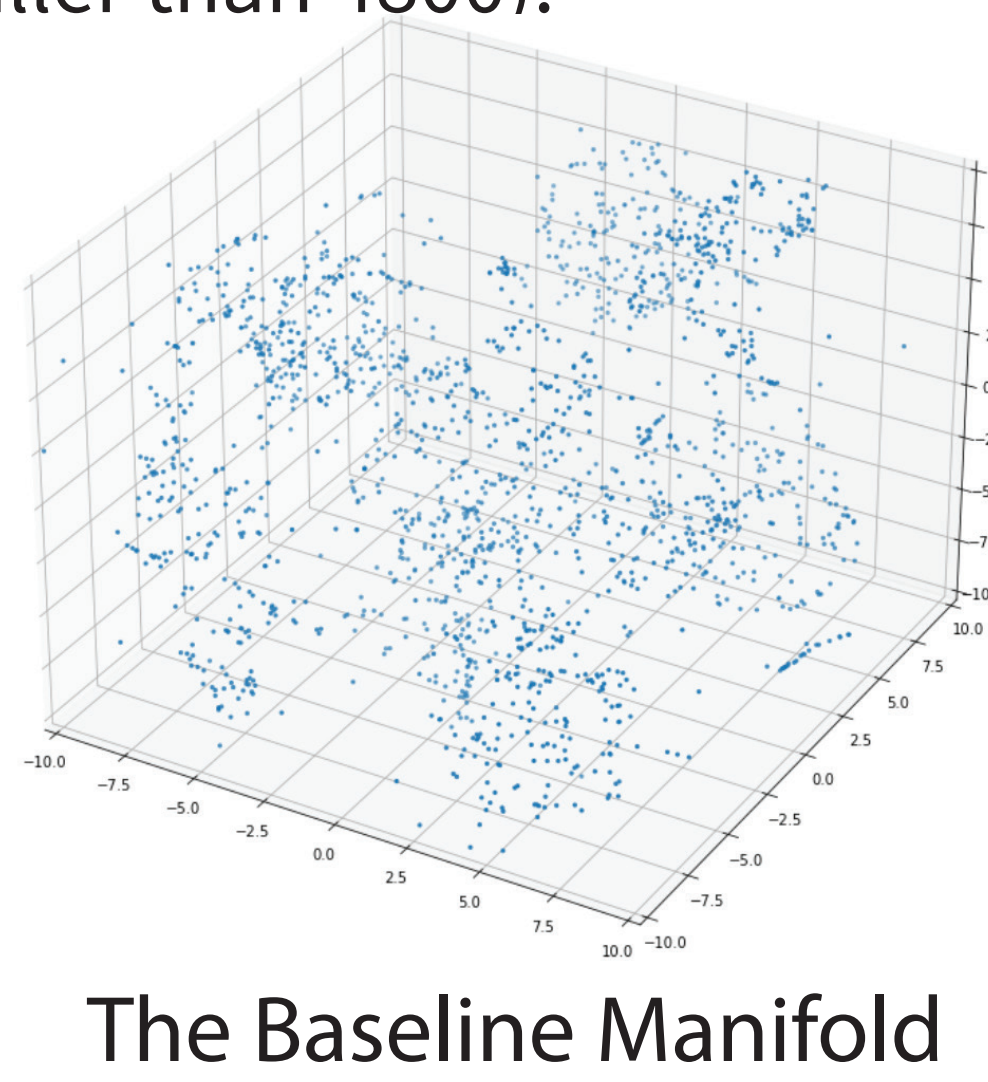


The Heart Action Potential

We use Isomap [1], a manifold learning algorithm to obtain non-linear embedding that reduces the sensors' data high-dimensional space (4800 dimensions, one for each sensor) to a lower-dimensional space (N dimensions, where N is much smaller than 4800).

Every day during the night, we **fit and transform** sensors' data from the last M days, to obtain a lower-dimensional representation of the data (the Manifold). When N=3, the data can be visualised as 3D Manifold.


We call the manifold formed by **real** sensor data during the night **The Baseline Manifold**.



The Heart's Habituation

During the night, using sensors data from the last M days, we **continue** to train a Generative Adversarial Network (GAN) [2]

GAN is in the **early stages** of training



Generated data points (artificial sensors data) do not accurately reflect the sensor data distribution of building.

GAN has **reached convergence**



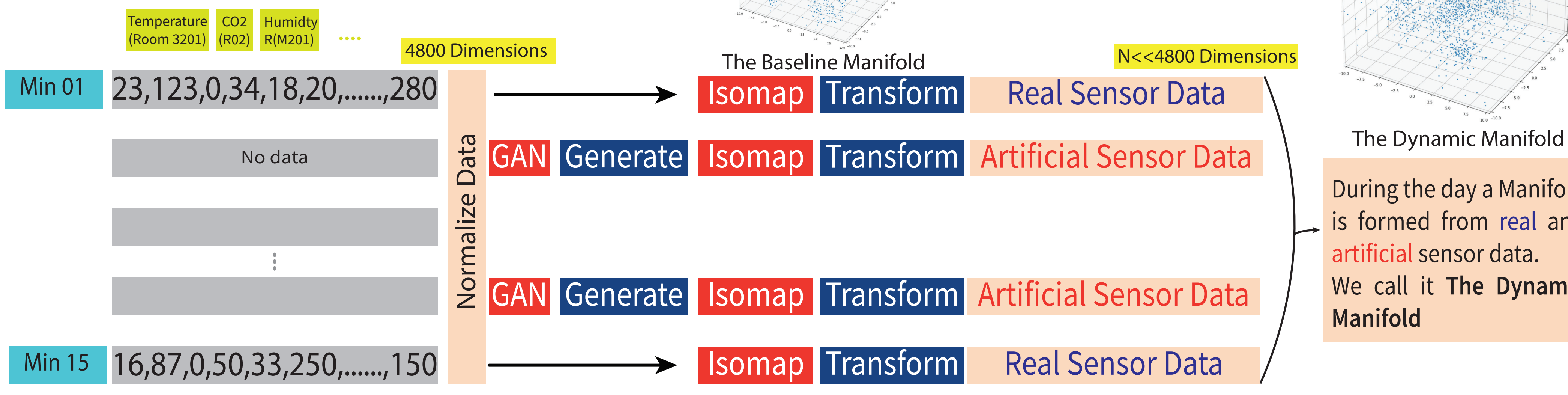
Generated data points (artificial sensors data) closely mirrors the actual sensor data distribution of the building

Visualisation

- 1- The artist can use the AI's output to manipulate visualisations and animations created by them and already running on the Heart. For example, the AI's output can control the pace, direction, and expansion of a specific animation.
- 2- The artist can set the lower dimensions (N) to 3, enabling the AI to output data points in 3D. This makes it possible to push the formed manifolds directly into The Heart in a coordinate system centred in the centre of the heart node.
- 3- The artist can choose to display the baseline manifold in the morning as the first thing the heart does in the day. This display reflects what was learned during the night.

The Heart wakes up at sunrise

We get sensors readings every 10 to 15 mins



Evaluation

GAN is in the **early stages** of training

When the generated data points are transformed by the Isomap embedding and visualized, they do not align well with the manifold formed by the real sensor data.

GAN has **reached convergence**


This convergence is reflected in the manifold visualization, where the artificial sensor data, after being transformed by the Isomap embedding, align closely with the manifold formed by the real sensor data.

- 4- The artist can enable or disable generating artificial sensor data during the day. This is useful during the early stages of training the GAN when the output is mostly noise.
- 5- During a hosted event such as a conference, when the sensor readings are unusually high, the new sensor readings will appear as outliers or separate clusters. The dynamic manifold will not align well with the baseline manifold.
- 6- Additionally, when the generative model is enabled, we can tell the GAN has reached a convergence when the dynamic manifold aligns well with the baseline manifold. This means that GAN is able to "fill in the gaps" and generate artificial sensors data that looks similar to real sensors data.

The Heart Pulse




The Heart Pulse Algorithm imitates the way the human body regulates Mean Arterial Pressure (MAP). The algorithm responds to sensor readings from all rooms (analogous to 'the building's organs') in a manner similar to how the human body responds to changes in MAP, which is influenced by how much blood the organs need. During events like hosted conferences, when sensor readings are unusually high due to increased occupancy, CO2 levels, among other factors, the algorithm reacts. Just as our heart rates increase during exercise to enhance the Cardiac Output and maintain a stable MAP, the algorithm increases the building's pulse rate.



The Heart Sensor

When visitors donate their heartbeats by touching the Heart Sensor for 10 seconds, they get an immediate visual pulsating effect that originates from the heart node and slowly spreads through the heart. Their heartbeats' data is also added as additional sensor reading to the data used to derive the Heart pulse and train the AI.



[1] Tenenbaum, J.B., De Silva, V. and Langford, J.C., 2000. A global geometric framework for nonlinear dimensionality reduction. Science, 290(5500), pp.2319-2323. [2] Goodfellow, I. et al., 2014. Generative adversarial nets. In Advances in neural information processing systems. pp. 2672-2680.